Okres bezpodręcznikowy, lekcja 1

Arkusz 1

1 Draw. Then talk to your friend and draw.
Narysuj. Następnie porozmawiaj z kolegą/koleżanką i narysuj.

You		Your friend	
1	3	1	3
2	4	2	4

2 Draw and write.
Narysuj i napisz.

Today I'm _____ .

Okres bezpodręcznikowy, lekcja 2

Arkusz 2

1 Write and choose. Then listen, colour and say.
Napisz i wybierz. Następnie posłuchaj, pokoloruj i powiedz.

body eyes head ears arms feet hands legs

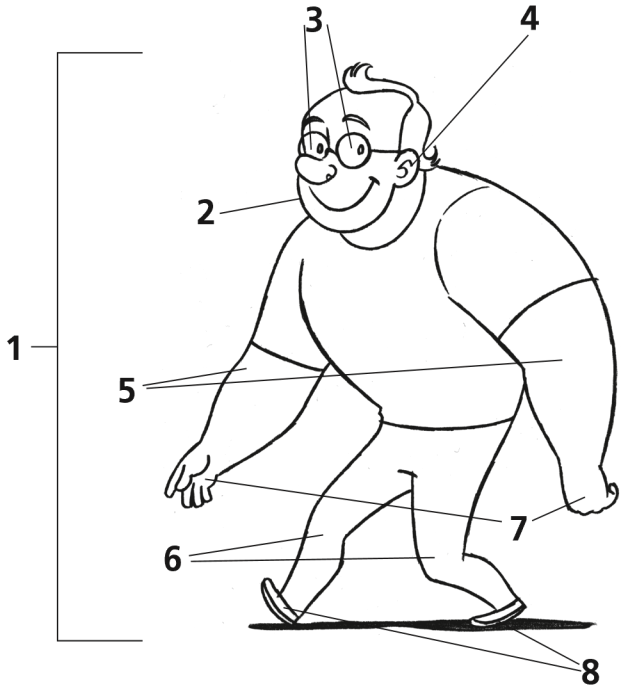

1 a big / small _____
2 a big / small _____
3 big / small _____
4 big / small _____
5 long / short _____
6 long / short _____
7 big / small _____
8 big / small _____

PHOTOCOPIABLE © Pearson Education Ltd. 2015

Okres bezpodręcznikowy, lekcja 3

Arkusz 3

1 Read and circle. Then colour and say.
Przeczytaj i zakreśl. Następnie pokoloruj i powiedz.

1 hippo

2 mouse

3 hamster



4 lion

Okres bezpodręcznikowy, lekcja 4

Arkusz 4

1 Read and match. Then listen and colour.
Przeczytaj i połącz linią. Następnie posłuchaj i pokoloruj.

kite car ball teddy bear boat train doll

1

2


3


4
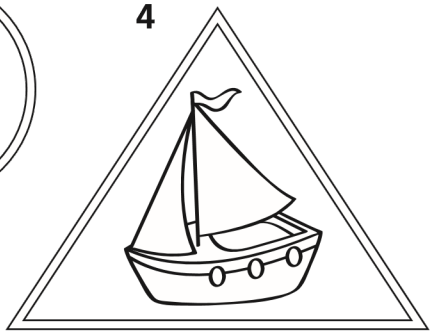

5

6
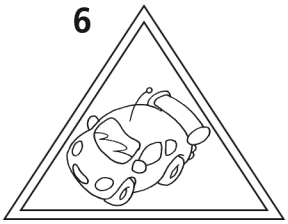

7
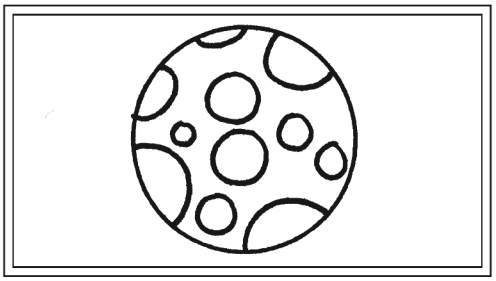

PHOTOCOPIABLE © Pearson Education Ltd. 2015

Arkusz 5

1 Listen and colour. Then find and match.
Posłuchaj i pokoloruj. Następnie znajdź i połącz.

O	E	I	G	H	T	C	S
S	I	X	U	F	E	S	E
R	T	P	N	I	N	E	S
F	H	M	O	V	I	V	P
T	R	N	T	E	S	E	F
D	E	F	W	I	O	N	E
A	E	F	O	U	R	F	B

3 6 9 1 5 4 2 7 10 8

2 Count and write. Then ask and answer.
Policz i napisz. Następnie porozmawiaj z kolegą/koleżanką.

1



I'm _____ .

2

I'm _____ .

PHOTOCOPIABLE © Pearson Education Ltd. 2015

Unit 1

Arkusz 6

1 Look and write.
Popatrz i napisz.

1 Is it a ball?

No, it isn't a _____ .

It's a _____ .

2 Is it a car?

No, it _____ .

It's _____ .

3 Is it a TV?

No, _____ .

_____ .

4 Is it a kite?

No, _____ .

_____ .

2 Trace and find. Then colour and write.
Narysuj po śladzie i znajdź. Następnie pokoloruj i napisz.



1 My favourite thing is a _____ . It's _____ .

2 My _____ is a _____ . It's _____ .

3 My _____ . It's _____ .

Unit 2

Arkusz 7

1 Look and write.
Popatrz i napisz.

1

__ __ d

2

__ __ a __ __ m __

3 

__ __ n __

4 

__ r __ t __ __ __

5

__ __ b __

6

__ o __ s __ __

2 Read and draw. Who is missing in the picture?
Przeczytaj i narysuj. Kogo brakuje na rysunku?



Dear Friend!
I'm Harry. This is my family. I've got a mum and a dad.
I've got a grandma but I haven't got a granddad. I haven't got an aunt or an uncle. I've got two sisters and one big brother.
I've got a cat and a small rabbit.
Love,
Harry

PHOTOCOPIABLE © Pearson Education Ltd. 2015

Arkusz 8

1 Read and draw. Then colour.
Przeczytaj i narysuj. Następnie pokoloruj.

1

She's got long black hair. She's got a long neck, three long legs and six small feet.

2

He's got small blue eyes. He's got dark hair, four short arms and four big hands.

3

He’s got big teeth and a big chin. He's got a small pink nose. He's got two long tails.

4

She's got a red mouth. She’s got a big body, a long neck and glasses.

PHOTOCOPIABLE © Pearson Education Ltd. 2015

Unit 4

Arkusz 9

1 Listen, match and draw. Then read and write.
Posłuchaj, połącz i narysuj. Następnie przeczytaj i napisz.

lamp	book	bag	box	teddy bear

1 Where's the lamp? It's _____ .

2 Where's the book? It's _____ .

3 Where's the bag? It's _____ .

4 Where's the box? It's _____ .

5 Where's the teddy bear? It's _____ .

PHOTOCOPIABLE © Pearson Education Ltd. 2015

Unit 5

Arkusz 10

1 Look and write.
Popatrz i napisz.

dance | ride a horse | sing | ride a bike

1 ✓

2 ✗

3 ✓

4 ✗

1 I can _____ .

2 I can't _____ .

3 I _____ .

4 I _____ .

2 Read and write. Then match.
Przeczytaj i napisz. Następnie połącz.







1 I'm small. I haven't got _____ or hands. I've got fins and a _____ . I can't climb. I can _____ .

What am I?

2 I'm big. I've got four strong legs, two big _____ and a long nose. I can't _____ . I can _____ and run. What am I?

PHOTOCOPIABLE © Pearson Education Ltd. 2015

Unit 6

Arkusz 11

1 Find and circle. Then write.
Znajdź i zakreśl. Następnie napisz.

1

_____ _____ _____ _____

2

_____ _____ _____ _____

3

_____ _____ _____ _____

2 Listen and draw. Then write.
Posłuchaj i narysuj. Następnie napisz.



He likes _____ ,
_____ and _____ .
He doesn't like _____ .



She _____ ,
_____ and _____ .
She doesn't _____ .

PHOTOCOPIABLE © Pearson Education Ltd. 2015

Unit 7

Arkusz 12

1 Look and write.
Popatrz i napisz.

1


_ _ _ _ _ _ _

2
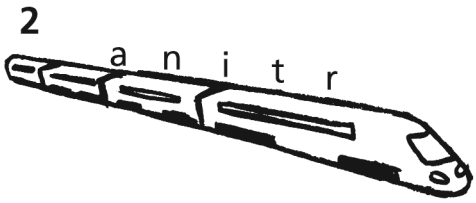

_ _ _ _ _

3


_ _ _ _

4

_ _ _ _ _

5
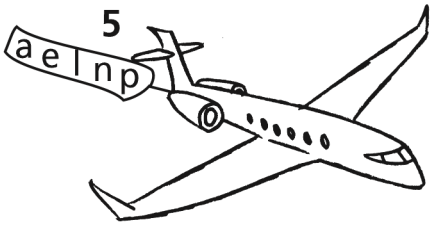

_ _ _ _ _

6

_ _ _

2 Count. Write *There's* / *There are* and the number.
Policz. Napisz *There's* / *There are* i liczbę.



1 _____ forests.
2 _____ small town.
3 _____ fields.
4 _____ mountains.
5 _____ islands.
6 _____ lakes.
7 _____ long river.

PHOTOCOPIABLE © Pearson Education Ltd. 2015