

Okres bezpodręcznikowy, lekcja 1

Arkusz 1

- 1 Unjumble and answer.**
Utwórz pytania i odpowiedz na nie.

1 What's / ? / name / your

2 How / ? / you / are

3 I'm / thanks, / fine, / you / and / ?

- 2 Read and match.**
Przeczytaj i połącz.

1 Come in.

2 Sit down.

3 Open your books.

4 Read.

5 Write.

6 Say.



Okres bezpodręcznikowy, lekcja 2

Arkusz 2

- 1 Unjumble the words.**
Odszyfruj nazwy przedmiotów/przyborów szkolnych.

1 pleinc _____

4 ciarh _____

2 burreb _____

5 bga _____

3 relur _____




6 daorb _____

- 2 Read and match.**
Przeczytaj i połącz.

1 Hello. What's your name?

2 This is your bag.


3 It's a chair.



Okres bezpodręcznikowy, lekcja 3

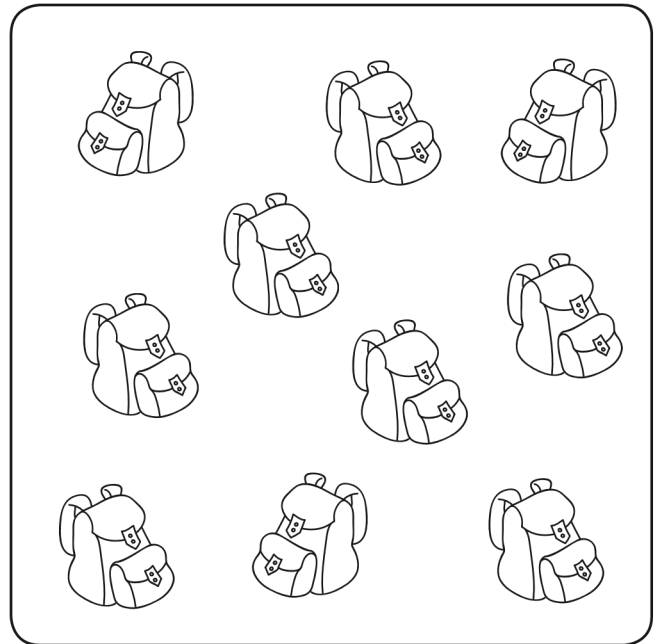
Arkusz 3

- 1 Look, read and answer.**
Popatrz, przeczytaj i odpowiedz.



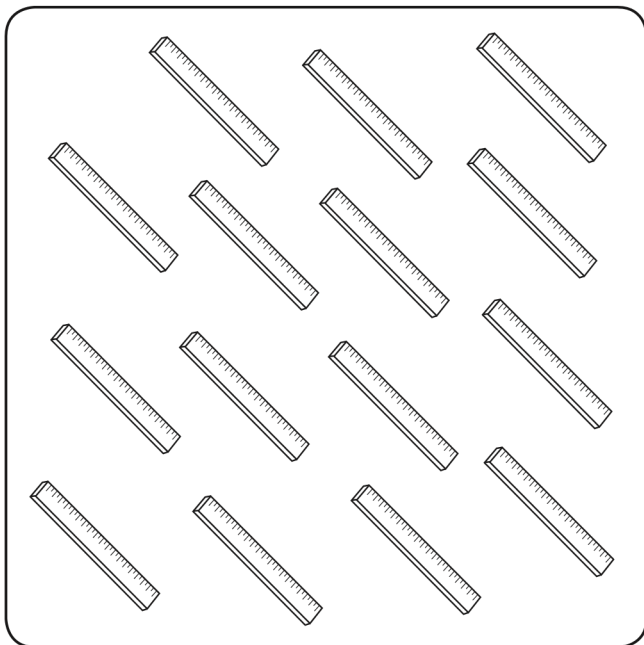
1 How many pencils?

There are _____.




2 How many bags?

_____.



3 How many rulers?

_____.



4 How many chairs?


_____.

Okres bezpodręcznikowy, lekcja 4

Arkusz 4

- 1 Read and colour.**
Przeczytaj i pokoloruj.

- 1 It's red. It's number one.
- 2 It's yellow. It's number three.
- 3 Number nine is green and number six is orange.
- 4 Number seven isn't blue. It's black.
- 5 It's blue. It's number four.



- 2 Read and write about you.**
Przeczytaj i napisz o sobie.

ice cream

chocolate

cake

carrot

salad



I like _____ and _____ .

I don't like _____ .

My favourite food is _____ .

Arkusz 5

1 Read and match. Przeczytaj i połącz.



2 Write the missing letters. Then match. Wpisz brakujące litery. Następnie połącz.

A _ C D _ F _ H I J _ L M _ O P _ R _ T U V _ X _ Z

a c d b h f e g l k j i p n o m r s q t w u v y x z

Unit 1

Arkusz 6

1 Read and answer. Then draw.

Przeczytaj i odpowiedz. Następnie narysuj.

I'm Anna. This is my family. We're at the park. Dad has got a sandwich. He's hungry. Mum has got water. She's thirsty. My friend isn't here. I'm sad. Pat is my sister. She can't see our dog. She's worried.

1 Who is hungry? _____

4 Is Pat excited? _____

2 Who is sad? _____

5 Who is worried? _____

3 Is mum thirsty? _____

2 Read and match.

Przeczytaj i połącz.

1 There are big dogs.

a hungry

2 I've got a chocolate.

b scared

3 I can't see my mum.

c tired

4 It's my birthday party!

d excited

5 I'm in bed.

e worried

Unit 2

Arkusz 7

- 1 Circle the correct words.**
Zakreśl właściwe słowa/wyrażenia.

- 1 It's winter. It's **hot and sunny** / **cold and snowing**.
- 2 It's sunny and hot. It isn't **summer** / **winter**.
- 3 Today it's cold. It's **sunny** / **cloudy**.
- 4 It isn't raining or snowing and it isn't cold. It's **winter** / **spring**.
- 5 It's autumn. It's **hot and sunny** / **windy and cloudy**.

- 2 Read and complete. Then draw.**
Przeczytaj i uzupełnij. Następnie narysuj.

spring

summer

winter

autumn

1

This is my mum. She's got an umbrella, a hat and a scarf. It's snowing and it's cold. My mum likes _____.

2

My dad has got glasses and a hat. It's very sunny and hot. Dad likes _____.

3

This is my friend Adam. He isn't happy. He's got a scarf and a hat. It's windy. He doesn't like _____.


4

This is me. I'm excited and happy. It's Easter and sunny. It isn't stormy. It's _____.

Unit 3

Arkusz 8

- 1 Look and answer.**
Popatrz i odpowiedz na pytania.



- 1 Is he walking? No, he isn't _____. He's _____.
- 2 Is she jumping? _____.
- 3 Is he running? _____.
- 4 Is he running? _____.
- 5 Is she reading? _____.
- 6 Is she writing? _____.

- 2 Read and write.**
Przeczytaj i napisz.


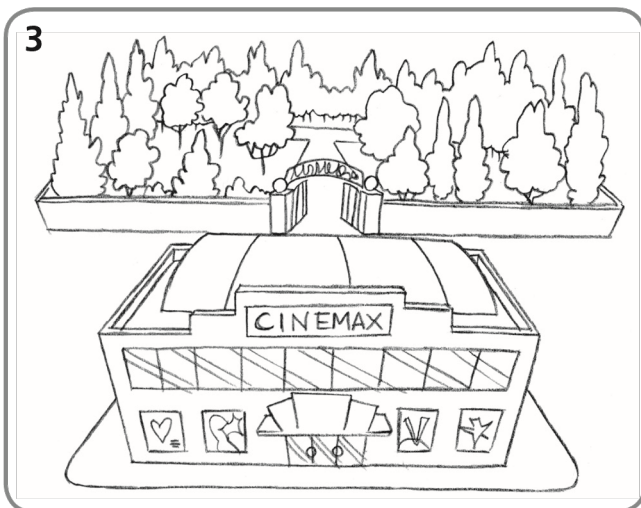

swimming juggling dancing drawing singing flying

- 1 I'm at a party. I'm _____.
- 2 Look at the bird. It's _____.
- 3 Dad is at the beach. He's _____.
- 4 I've got four balls. _____.
- 5 Sally's got crayons. _____.
- 6 My brother's got a radio. _____.

Unit 4

Arkusz 9

- 1 Look at the pictures. Read and tick (✓) the correct sentences.**
 Popatrz na rysunki. Przeczytaj i zaznacz (✓) prawdziwe zdania.



- 1 There's a hotel next to the school.
- 2 There's a hospital behind the museum.
- 3 There's a park in front of the cinema.
- 4 There's a library next to the shop.

☒
☐
☐
☐

- 2 Look at Exercise 1 and answer.**
 Popatrz na ćwiczenie 1 i odpowiedz.

- 1 Where's the café? It's _____.
- 2 Where's the hospital? _____.
- 3 Where's the cinema? _____.
- 4 Where's the garage? _____.

Unit 5

Arkusz 10

1 Number the daily routines. Then answer.

Uporządkuj nazwy czynności w kolejności chronologicznej. Następnie odpowiedz na pytania.

- ☐ go to school ☐ get up ☐ have breakfast ☐ go home
☐ have lunch ☐ go to bed ☐ work

1 What time do you play? _____

2 What time do you have supper? _____

2 Look and write.

Popatrz i napisz.




1 I get up at _____

_____.



2 _____

_____.




3 _____

_____.




4 _____

_____.



5 _____

_____.



6 _____

_____.

Unit 6

Arkusz 11

1 Correct the sentences.

Popraw błędy w zdaniach.

1 I play karate and do cycling.

_____.

2 I go ballet and play swimming.

_____.

3 I have gymnastics and do art lessons.

_____.

4 I go music lessons and do camping.

_____.





2 Find the days. Then write them.

Odszukaj nazwy dni tygodnia i zapisz je.

DR TUESDAY GH RT FRIDAY FS W MONDAY GL K WEDNESDAY X SE W THURSDAY NM HUSUNDAY DSE SATURDAY

3 Look at Pete's diary and correct the sentences.

Popatrz na terminarz Piotra i popraw błędy w zdaniach.

Monday		Thursday	
Wednesday		Sunday	

1 He has music lessons on Monday.

_____.

2 He does gymnastics on Wednesday.

_____.

3 He goes fishing on Thursday.

_____.

4 He goes camping on Sunday.

_____.

Unit 7

Arkusz 12

- 1 Read and complete. Then write the missing letters.**
Przeczytaj i uzupełnij. Następnie wpisz brakujące litery.

fruit grass leaves meat bugs seeds

- 1 Antelopes eat _____. They don't eat m _ _ a _ _ .
- 2 Crocodiles eat _____. They don't eat s _ _ e _ _ s.
- 3 Frogs eat _____. They don't eat _ _ r _ _ it.
- 4 Birds eat _____. They don't eat gr _ _ _ s.
- 5 Giraffes eat _____. They don't eat b _ _ _ s.
- 6 Monkeys eat _____. They don't eat le _ _ _ e _ _ .

- 2 Put the words in the correct column.**
Wpisz wyrazy we właściwe kolumny tabeli.

lions antelopes zebras tigers hippos birds
frogs monkeys sharp teeth flat teeth sharp beaks crocodiles

Carnivores	Omnivores	Herbivores
_____	_____	_____
_____	_____	_____
_____	_____	_____
_____	_____	_____

Unit 8

Arkusz 13

- 1 Tick (✓) or cross (X) and write sentences about you, using *I like / I don't like*.**
Zaznacz w tabelce nazwy sportów, które lubisz (✓) i których nie lubisz (X). Potem napisz zdania, używając *I like / I don't like*.

1 diving	
2 riding	
3 roller skating	
4 baseball	

5 surfing	
6 scuba diving	
7 playing tennis	
8 basketball	

- 1 I _____
- 2 I _____
- 3 _____
- 4 _____
- 5 _____
- 6 _____
- 7 _____
- 8 _____

- 2 Guess the sport.**
Odgadnij nazwę dyscypliny sportowej.

1 Paul is wearing swimming trunks.

He's got a yellow surfboard.

2 Lee has a blue racket.

3 Monica likes horses.

4 Tony likes fish and sharks, too!

5 Jenny has got roller skates.

6 Sarah likes high rocks.

- 3 Choose the correct word.**
Wybierz właściwe wyrazy/wyrażenia.

1 I **likes / like** diving.

2 He **don't / doesn't** like riding.

3 Anton **likes / like** surfing.

4 Rania **doesn't like / like** roller skating.

5 I **don't / doesn't** like baseball.